

Standard Pick and Place DHSP

Pick and Place systems consist of two yoke drives.

- Combinations comprising slides and cantilever axes
- High mechanical rigidity and sturdy design
- Pneumatic and electric components – freely combinable
- As an electric solution – freely positionable

Range of application

- Effective load up to 6 kg
- Stroke ranges up to 400 mm
- For applications where the gripper unit needs to be retracted from the area of activity.



Pneumatic Pick and Place DGSL/DGSL

Pick and Place variants (as an example)

Electr./pneum. Pick and Place DGSL/EGSL



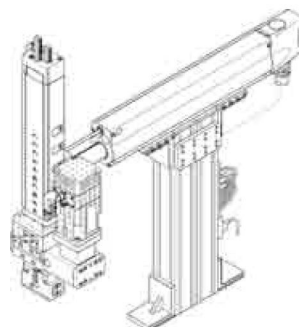
Electric Pick and Place EGSL/EGSL



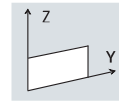
Pneumatic Pick and Place DGSL/HMP



Pick and Place with front unit (as an example)



Standard Pick and Place DHSP 1 and DHSP 2

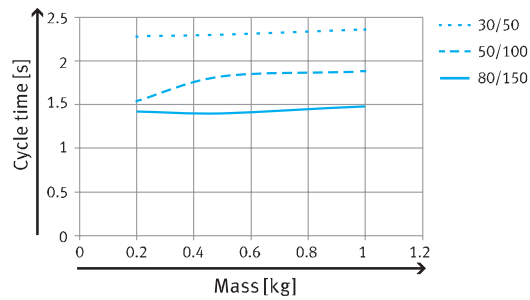


Components		Effective load [kg]	Stroke [mm]		Intermediate position		Repetition accuracy [mm]		Drive package	
Z-axis	Y-axis		Z-axis	Y-axis	Z-axis	Y-axis	End position	Intermediate position	Z-axis	Y-axis
DHSP 1										
DGSL-10	DGSL-16	... 1	0 ... 80	0 ... 150	-	-	±0.01	-	-	-
DGSL-10	EGSL-35 ¹⁾	... 1	0 ... 80	0 ... 50	-	Any	±0.015	±0.015	-	EMMS-AS-40
EGSL-35 ¹⁾	EGSL-45 ¹⁾	... 1	0 ... 50	0 ... 200	Any	Any	±0.015	±0.015	EMMS-AS-40	EMMS-AS-55
DHSP 2										
DGSL-12	DGSL-20	... 2	0 ... 150	0 ... 200	-	-	±0.01	-	-	-
DGSL-12	EGSL-45 ¹⁾	... 2	0 ... 150	0 ... 200	-	Any	±0.015	±0.015	-	EMMS-AS-55
EGSL-45 ¹⁾	EGSL-55 ¹⁾	... 3	0 ... 150	0 ... 250	Any	Any	±0.015	±0.015	EMMS-AS-55	EMMS-AS-70

¹⁾ Controller CMMS/P-AS

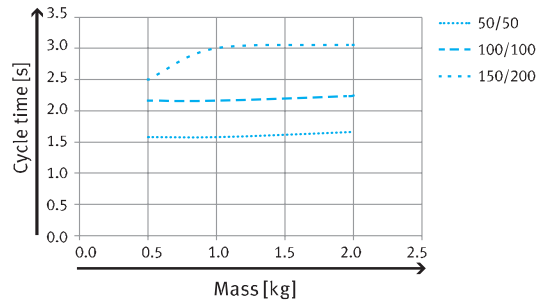
DHSP 1

Combination DGSL 10/DGSL 16

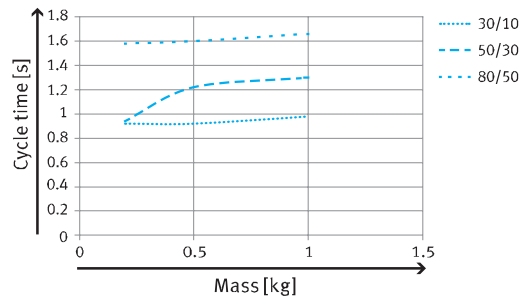


DHSP 2

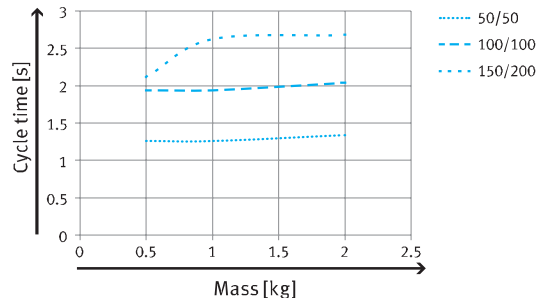
Combination DGSL 12/DGSL 20



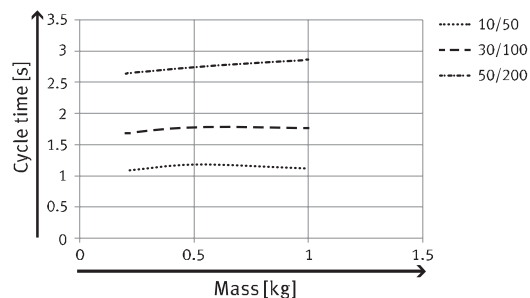
Combination DGSL 10/EGSL 35



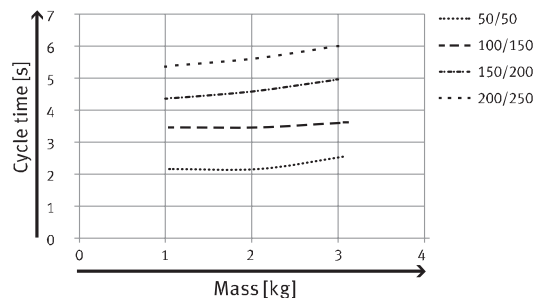
Combination DGSL 12/EGSL 45



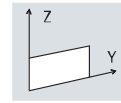
Combination EGSL 35/EGSL 45



Combination EGSL 45/EGSL 55



Standard Pick and Place DHSP 4 and DHSP 6

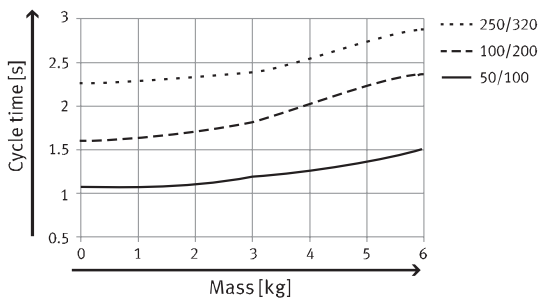


Components		Effective load [kg]	Stroke [mm]		Intermediate position		Repetition accuracy [mm]		Drive package	
Z-axis	Y-axis		Z-axis	Y-axis	Z-axis	Y-axis	End position	Intermediate position	Z-axis	Y-axis
DHSP 4										
DGSL-16	HMP-16	... 4	0 ... 150	0 ... 320	-	1	±0.02	±0.02	-	-
DGSL-16	EGSL-55 ¹⁾	... 4	0 ... 150	0 ... 250	-	Any	±0.015	±0.015	-	EMMS-AS-55
EGSL-55 ¹⁾	EGSL-75 ¹⁾	... 4	0 ... 250	0 ... 300	Any	Any	±0.015	±0.015	EMMS-AS-55	EMMS-AS-70
DHSP 6										
DGSL-20	HMP-25	... 6	0 ... 200	0 ... 400	-	1	±0.01	±0.02	-	-
HMP-20	HMP-25	... 6	0 ... 400	0 ... 400	1	1	±0.02	±0.02	-	-
DGSL-20	EGSL-75 ¹⁾	... 6	0 ... 200	0 ... 300	-	Any	±0.015	±0.015	-	EMMS-AS-70

¹⁾ Controller CMMS/P-AS

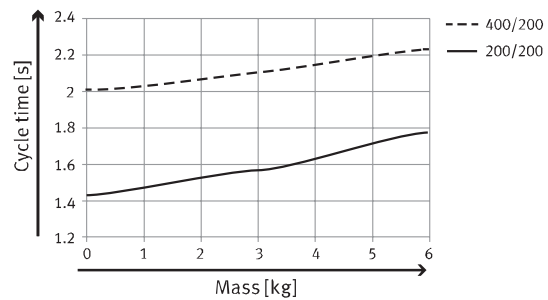
DHSP 4

Combination DGSL 16/HMP 16

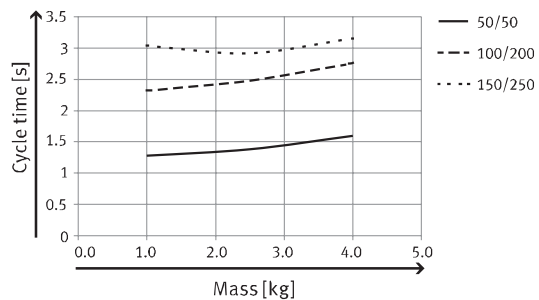


DHSP 6

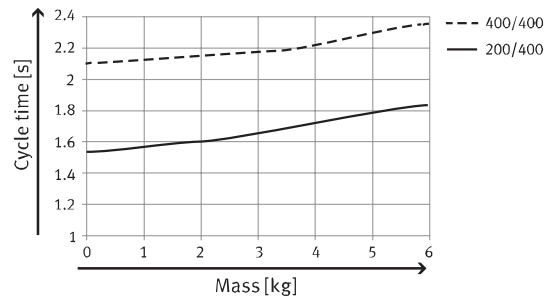
Combination DGSL 20/HMP 25



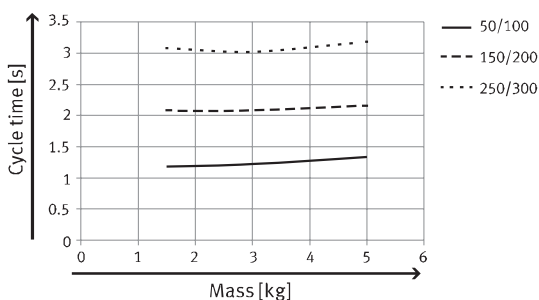
Combination DGSL 16/EGSL 55



Combination HMP 20/HMP 25



Combination EGSL 55/EGSL 75



Combination DGSL 20/EGSL 75

